

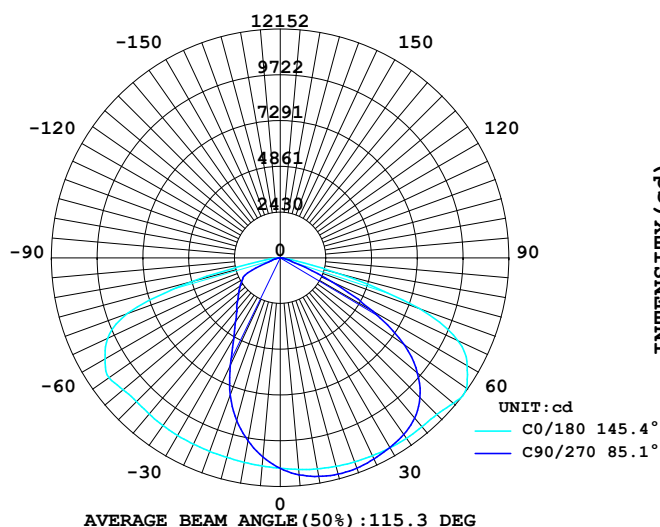
LUMINAIRE PHOTOMETRIC TEST REPORT

Report number:

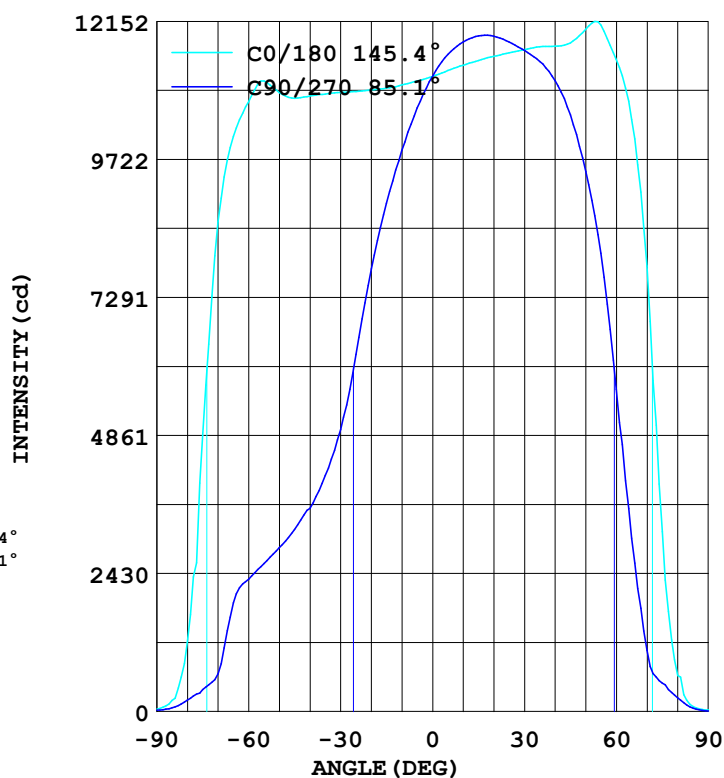
MANUFACTURER: ILUMEN GMBH	Address:	
NAME: Klose	TYPE: IL-FL19-N24040-TY2	WEIGHT:
SPECIFICATION: 2835LED、4000K、type2	DIMENSION:	SERIAL No.:

DATA OF LAMP		Imax(cd)	12909	S/MH (C0/180)	1.50
MODEL		EFFICIENCY (%)	100.0	S/MH (C90/270)	0.83
NOMINAL POWER(W)	240	TOTAL FLUX(lm)	36101	Voltage(V)	230.3
RATED VOLTAGE (V)	230	EFFICIENCY (lm/W)	150.3	Current(A)	1.056
NOMINAL FLUX(lm)	36101.0	η up (%)	0.0	Power(W)	240.1
LAMPS QUANTITY	1	η down (%)	100.0	Power Factor (PF)	0.987
TEST VOLTAGE (V)	230.4	Effective Flux(lm)	36101.0	EEI	0.100

LUMINOUS INTENSITY DISTRIBUTION



LUMINOUS INTENSITY DISTRIBUTION



Test System:
Temperature: 25.3 DEG
Operators:
Test Date: 2024.11.18

Test Set: 5.0 deg/s C-Gamma (TYPE C)
Humidity: 65.0%
Test Distance: 10.000 m
Remarks:

Color Temperature Data List

Report number:

MANUFACTURER: ILUMEN GMBH	Address:	
NAME: Klose	TYPE: IL-FL19-N24040-TY2	WEIGHT:
SPECIFICATION: 2835LED、4000K、type2	DIMENSION:	SERIAL No.:

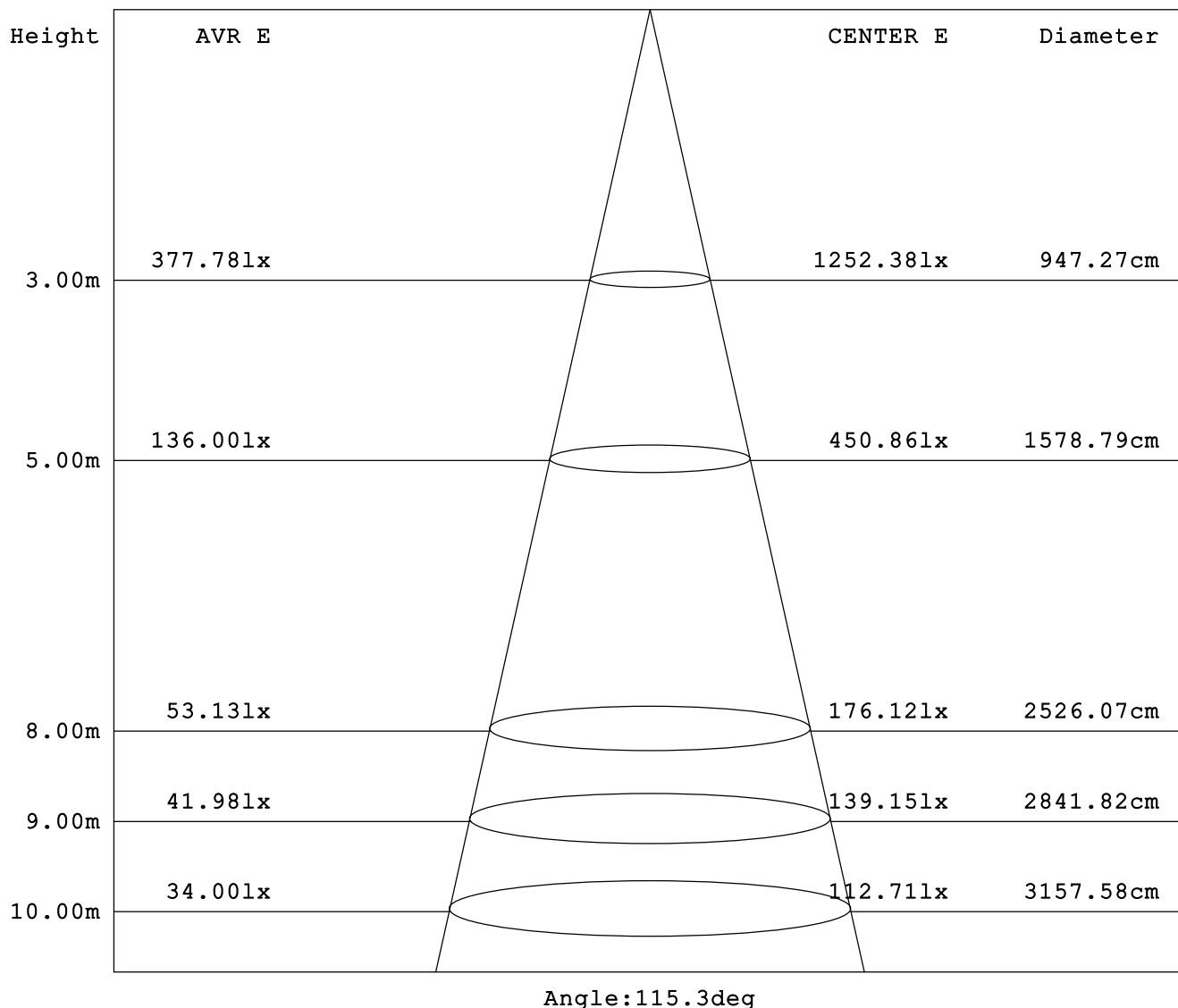
Test System:
Temperature: 25.3DEG
Operators:
Test Date: 2024.11.18

Test Set: 5.0deg/s C-Gamma (TYPE C)
Humidity: 65.0%
Test Distance: 10.000 m
Remarks:

AVERAGE AND CENTER E Figure

Report number:

MANUFACTURER: ILUMEN GMBH	Address:	
NAME: Klose	TYPE: IL-FL19-N24040-TY2	WEIGHT:
SPECIFICATION: 2835LED、4000K、type2	DIMENSION:	SERIAL No.:



Test System:
Temperature: 25.3DEG
Operators:
Test Date: 2024.11.18

Test Set: 5.0deg/s C-Gamma (TYPE C)
Humidity: 65.0%
Test Distance: 10.000 m
Remarks:

ZONAL FLUX DIAGRAM

Report number:

MANUFACTURER: ILUMEN GMBH	Address:	
NAME: Klose	TYPE: IL-FL19-N24040-TY2	WEIGHT:
SPECIFICATION: 2835LED、4000K、type2	DIMENSION:	SERIAL No.:

γ	C0	C45	C90	C135	C180	C225	C270	C315	γ	Zone	total
5.0	1110	1073	1063	1089	1129	1156	1157	1140	0- 5	266.8	266.8
10.0	1103	1022	987.9	1051	1138	1183	1179	1153	5- 10	792.6	1060
15.0	1097	963.9	894.5	1005	1146	1201	1189	1160	10- 15	1295	2355
20.0	1094	903.3	779.0	952.8	1154	1212	1189	1161	15- 20	1761	4116
25.0	1092	831.1	628.8	889.3	1159	1217	1179	1158	20- 25	2174	6290
30.0	1090	743.5	496.1	808.1	1166	1216	1164	1150	25- 30	2522	8812
35.0	1087	636.9	415.6	701.7	1170	1211	1145	1139	30- 35	2812	11624
40.0	1084	508.3	357.5	566.9	1171	1204	1111	1129	35- 40	3058	14682
45.0	1080	401.4	320.6	435.1	1177	1192	1050	1116	40- 45	3254	17936
50.0	1090	329.7	288.5	338.4	1201	1169	950.3	1094	45- 50	3397	21333
55.0	1110	277.2	260.8	273.8	1209	1131	806.6	1056	50- 55	3470	24804
60.0	1074	232.1	233.1	222.1	1148	1041	567.3	980.3	55- 60	3378	28182
65.0	1013	192.1	191.5	179.2	1043	863.2	305.2	828.1	60- 65	3044	31226
70.0	862.8	153.8	66.42	127.7	784.1	562.8	107.8	574.5	65- 70	2462	33688
75.0	486.1	80.60	38.62	40.43	316.2	160.5	49.61	221.4	70- 75	1561	35249
80.0	121.5	21.78	20.04	13.97	63.42	29.23	24.07	46.28	75- 80	657.4	35907
85.0	19.58	7.045	6.296	3.904	8.780	9.333	5.850	16.64	80- 85	164.7	36072
90.0	4.209	2.085	2.287	2.063	3.107	2.672	1.052	3.863	85- 90	29.46	36101
95.0									90- 95		
100.0									95-100		
105.0									100-105		
110.0									105-110		
115.0									110-115		
120.0									115-120		
125.0									120-125		
130.0									125-130		
135.0									130-135		
140.0									135-140		
145.0									140-145		
150.0									145-150		
155.0									150-155		
160.0									155-160		
165.0									160-165		
170.0									165-170		
175.0									170-175		
180.0									175-180		
DEG	LUMINOUS INTENSITY:×10cd									UNIT:lm	

Test System:
Temperature:25.3DEG
Operators:
Test Date:2024.11.18

Test Set: 5.0deg/s C-Gamma (TYPE C)
Humidity:65.0%
Test Distance:10.000 m
Remarks:

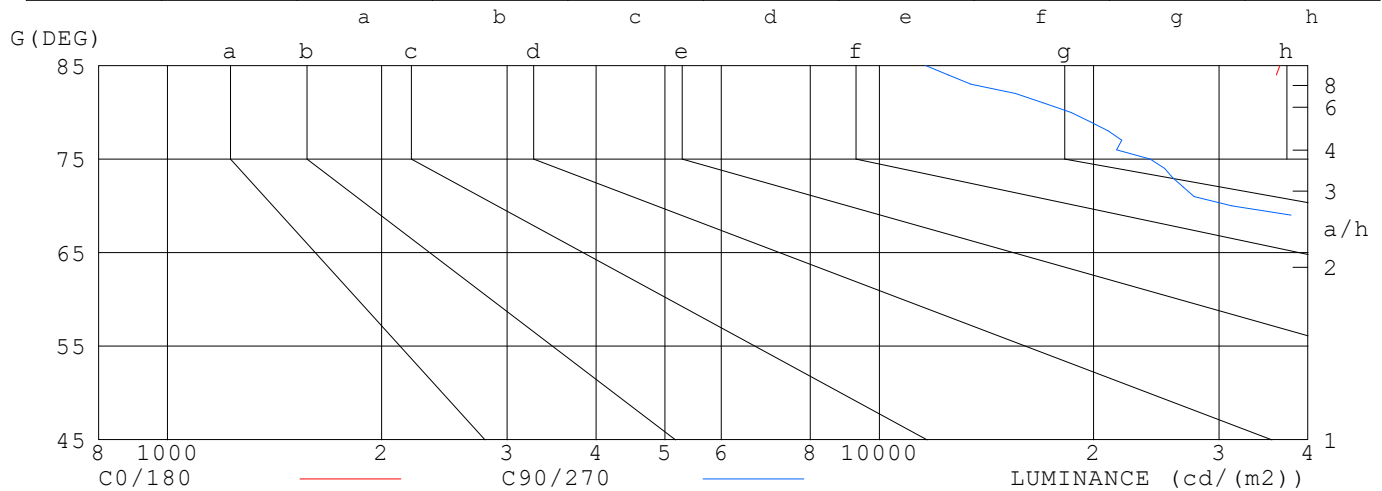
LUMINANCE LIMITATION CURVES

Report number:

MANUFACTURER: ILUMEN GMBH	Address:	
NAME: Klose	TYPE: IL-FL19-N24040-TY2	WEIGHT:
SPECIFICATION: 2835LED、4000K、type2	DIMENSION:	SERIAL No.:

LUMINANCE LIMITATION CURVES

GLARE	CLASS	ILLUMINANCE (lx)							
1.15	A	2000	1000	500	<=300				
1.50	B		2000	1000	500	<=300			
1.85	C			2000	1000	500	<=300		
2.20	D				2000	1000	500	<=300	
2.55	E					2000	1000	500	<=300



LUMINANCE cd/(m2)		
G (DEG)	C0/180	C90/270
85	36534	11630
80	113756	18581
75	305350	24026
70	410149	31265
65	389535	72976
60	349254	75084
55	314698	73220
50	275631	72267
45	248278	73008

Test System:
 Temperature: 25.3 DEG
 Operators:
 Test Date: 2024.11.18

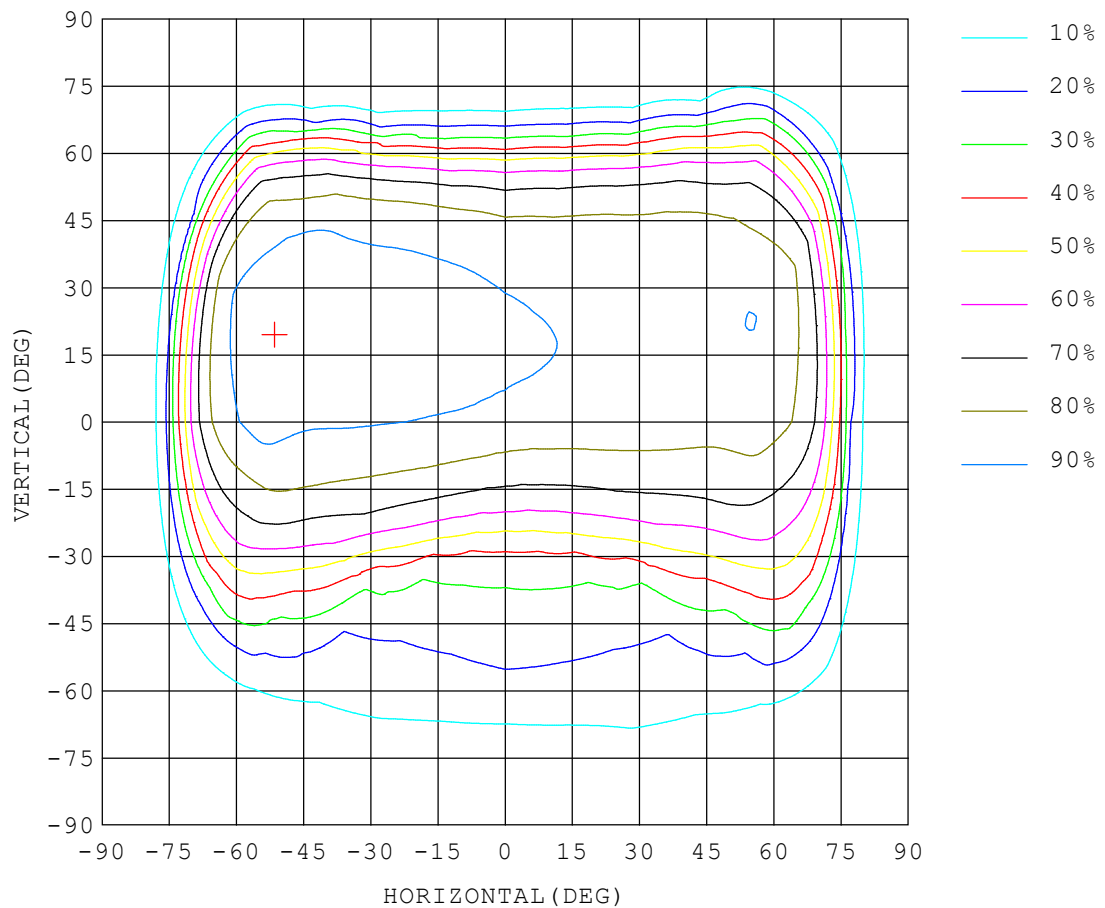
Test Set: 5.0 deg/s C-Gamma (TYPE C)
 Humidity: 65.0%
 Test Distance: 10.000 m
 Remarks:

ISOCANDELA DIAGRAM

Report number:

MANUFACTURER: ILUMEN GMBH	Address:	
NAME: Klose	TYPE: IL-FL19-N24040-TY2	WEIGHT:
SPECIFICATION: 2835LED、4000K、type2	DIMENSION:	SERIAL No.:

UNIT: cd



Test System:
Temperature: 25.3 DEG
Operators:
Test Date: 2024.11.18

Test Set: 5.0 deg/s C-Gamma (TYPE C)
Humidity: 65.0%
Test Distance: 10.000 m
Remarks: